

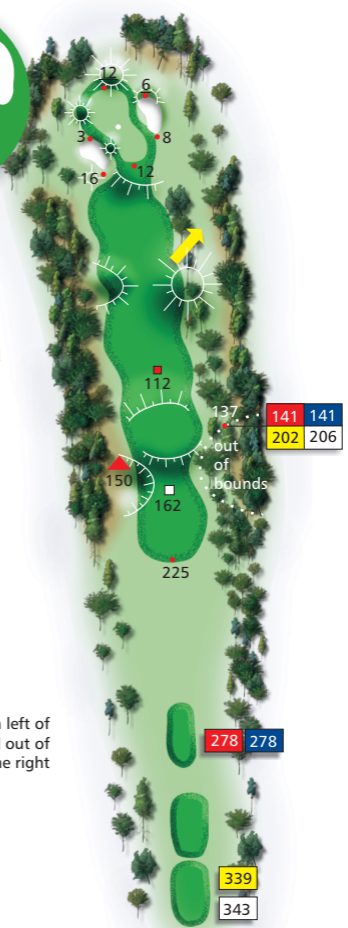
Avoid slow play!

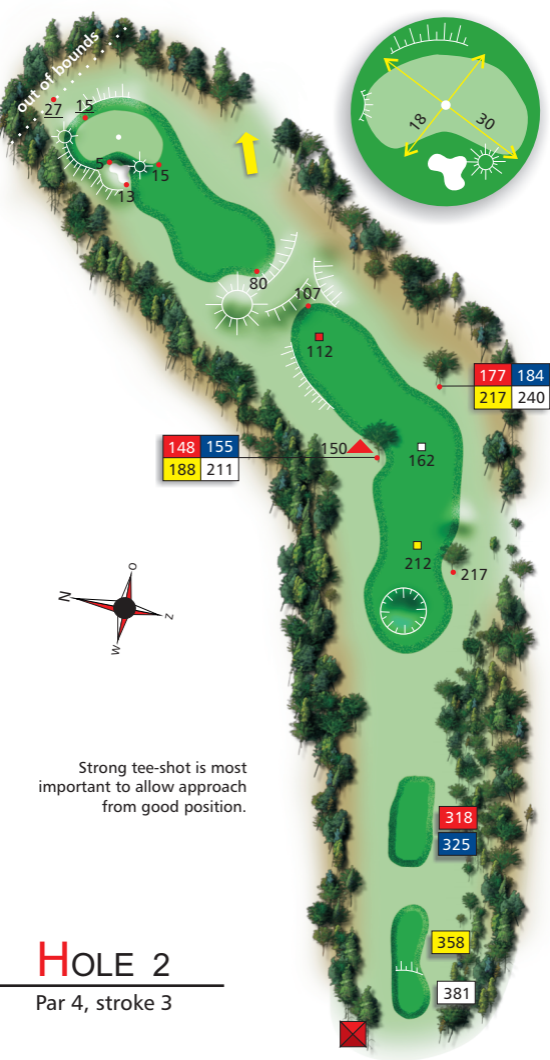


Tee-shot: aim left of the middle to avoid out of bounds at the right

HOLE 1

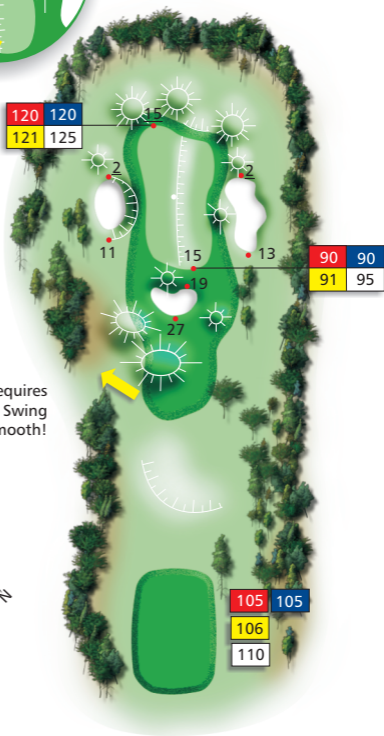
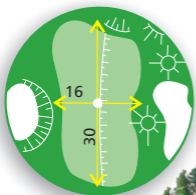
Par 4, stroke 7





HOLE 2

Par 4, stroke 3



Tee-shot requires accuracy. Swing slow and smooth!



HOLE 3

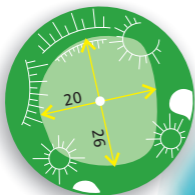
Par 3, stroke 15



Tee-shot: aim left of the middle of the fairway to avoid bunker at the right and to get extra roll.

HOLE 4

Par 4, stroke 1



Local Rule:
White stakes of holes 16 are immovable obstructions.



Local Rule:
Left bank of waterhazard is out of bounds.

Tee-shot: aim right of the middle of the fairway to avoid waterhazard at the left.

163	177
224	238

316
330

377
391

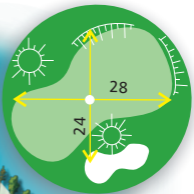
HOLE 5

Par 4, stroke 9

149	163
168	172

125	139
144	148

137
151
156
160



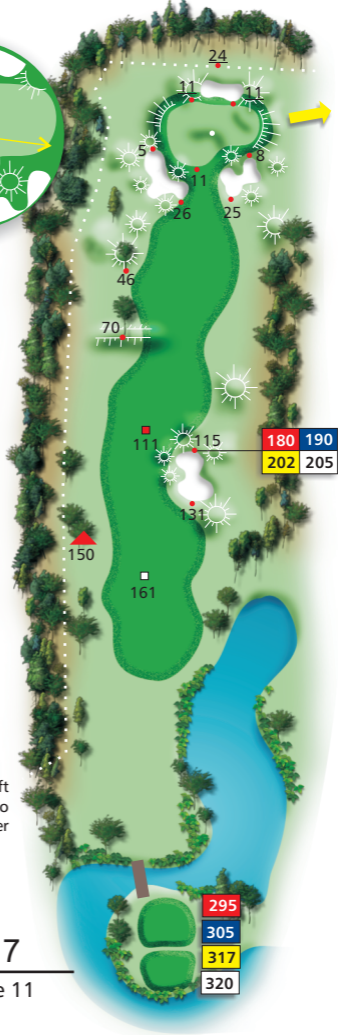
Local Rule:
Left bank of waterhazard
is out of bounds.

Safe tee-shot: short of
green, pitch, putt.



HOLE 6

Par 3, stroke 13



out of bounds



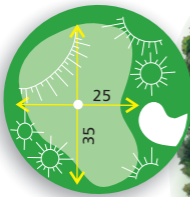
180	190
202	205

Tee-shot: aim left of the middle to avoid difficult bunker

HOLE 7

Par 4, stroke 11

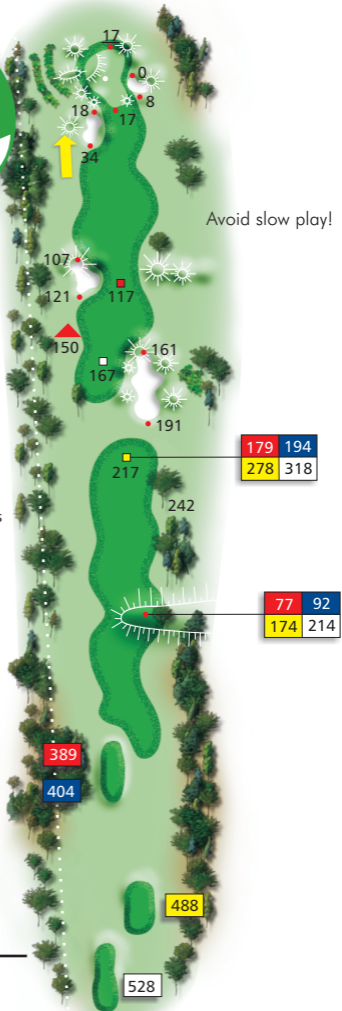
295
305
317
320



out of bounds

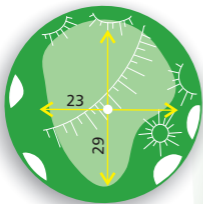
Tee-shot: aim right of the middle to avoid out of bounds at the left

Avoid slow play!



HOLE 8

Par 5, stroke 5



Please repair divots

178	193
201	205

out of bounds

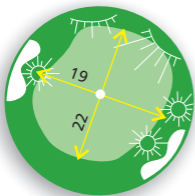


Tee-shot: aim right of the middle to avoid out of bounds at the left

HOLE 9

Par 4, stroke 17





Local rule:

When a ball hits a high-voltage cable player must give up this ball and bring a new ball into play, according to Rule 20-5.



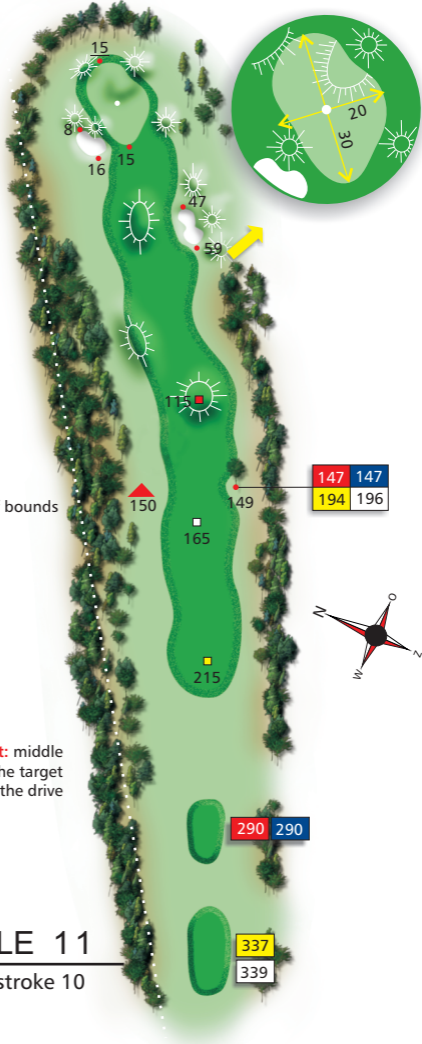
145	152
228	231



Tee-shot: long and narrow hole. Aim at middle of the fairway.

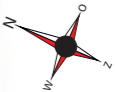
HOLE 10

Par 5, stroke 2



out of bounds

147	147
194	196



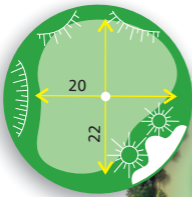
Tee-shot: middle fairway is the target for the drive

290	290
-----	-----

337
339

HOLE 11

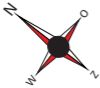
Par 4, stroke 10



out of bounds

172	179
204	224

150	157
182	202

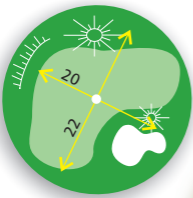


Safe tee-shot:
short of green,
pitch, putt.

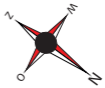
out of bounds

HOLE 12

Par 3, stroke 12



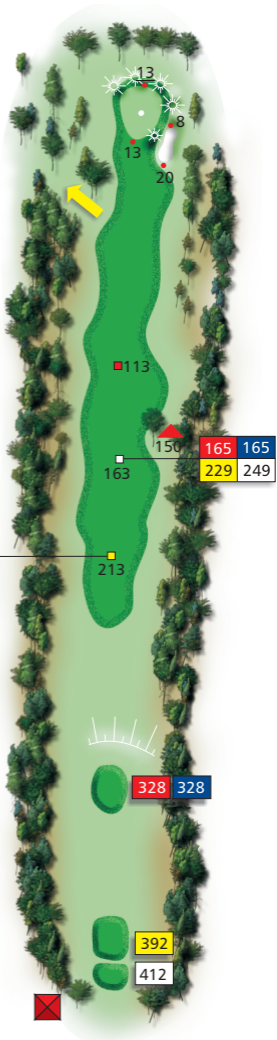
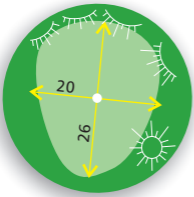
199	223
230	251



Tee-shot: a good drive through the middle will give extra run because of down-slope at the right.

HOLE 13

Par 5, stroke 6



Long and narrow hole. The middle of the fairway is the target for your tee-shot

HOLE 14

Par 4, stroke 4



Local Rule:
When playing hole 15
left of this hole is out
of bounds.

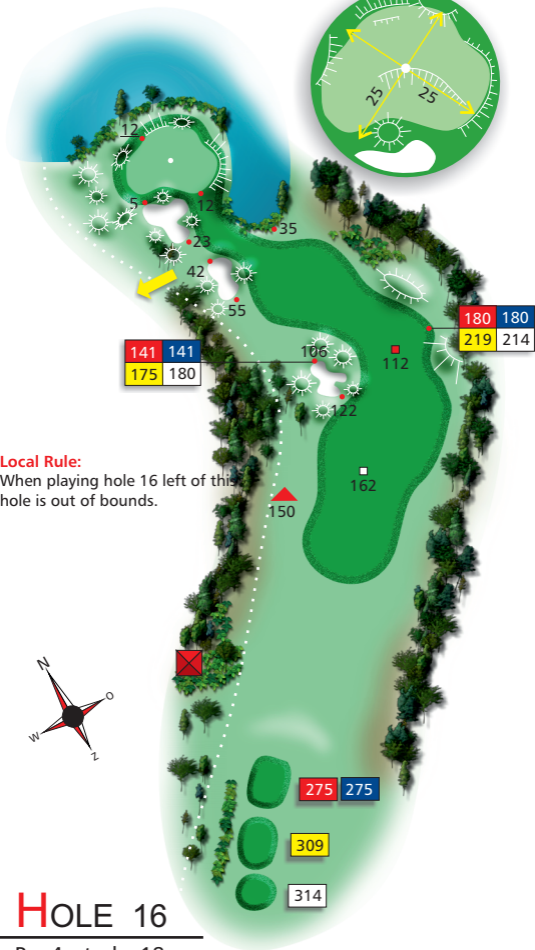
128	138
203	205

please use
the bell

Tee-shot: place your
drive in the middle, right
of the bunker, to allow good
position for blind second shot.

HOLE 15

Par 5, stroke 8

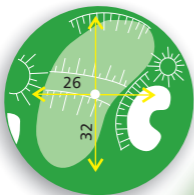


Local Rule:
When playing hole 16 left of this hole is out of bounds.

HOLE 16

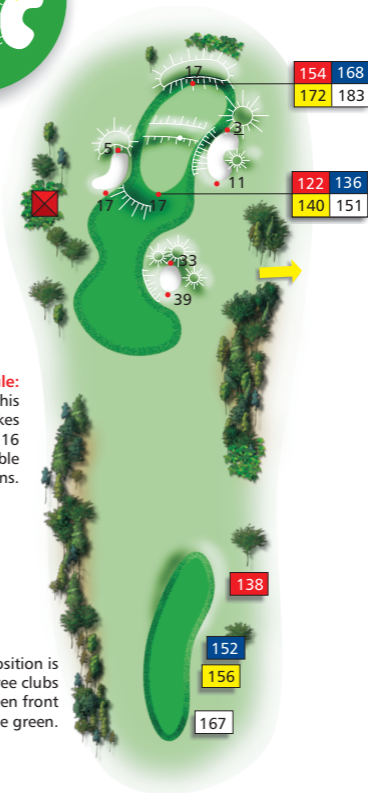
Par 4, stroke 18

Tee-shot: a 3-wood in the middle will leave a mid-iron shot to the green.



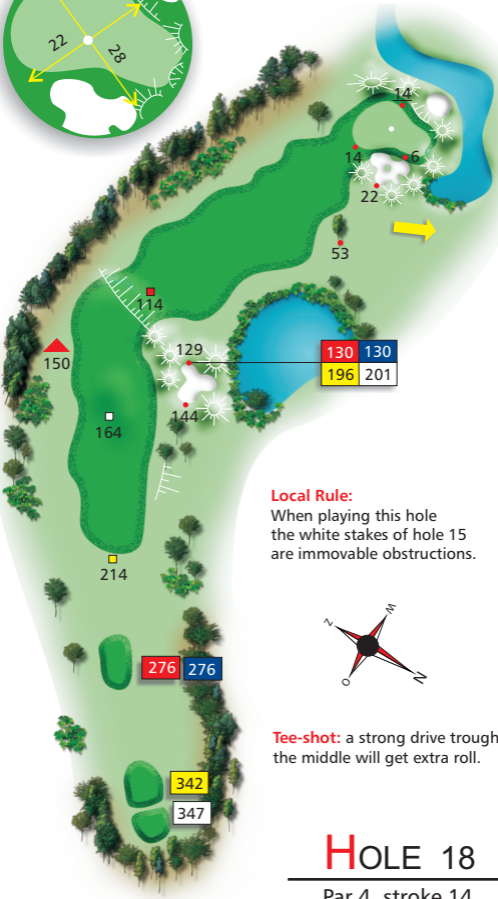
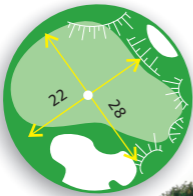
Local Rule:
When playing this hole the white stakes of hole 15 and 16 are immovable obstructions.

Tee-shot: pin-position is important. Three clubs difference between front and back of the green.



HOLE 17

Par 3, stroke 16



Local Rule:

When playing this hole the white stakes of hole 15 are immovable obstructions.



Tee-shot: a strong drive through the middle will get extra roll.

HOLE 18

Par 4, stroke 14